







## Home Learning for Adonis Blues Week Commencing 29 June 2020

Please be aware that there is no expectation that all of the listed activities are completed. They are suggestions of things that the children can choose to complete when they, and you, are able to; we know that all children have different interests!

From the Parent Survey of Home Learning, it was mentioned that some children would like some History activities to complete so there will be some activities based on the Stone Age and Iron Age included over the next few weeks should the children wish to do these.

Subject	Task	Resources to Support
<b>Maths</b>	<p><u>Times Tables</u> Practise your times tables for 15 minutes each day.</p> <p><u>Year 3</u> Watch the videos on the White Rose website (be aware that this is dated the previous week – Week 9 w/c 22<sup>nd</sup> June) and then complete the worksheet that is on the website. This week, you are focusing on angles, horizontal, vertical, parallel and perpendicular.</p> <p><u>Year 4</u> Watch the video for the lesson and then complete the worksheet that is on the website. This week, you are focusing estimating and checking strategies as well as using money to estimate and solve problems.</p>	<p><a href="https://timestable.pixl.org.uk/Timestables.html">https://timestable.pixl.org.uk/Timestables.html</a></p> <p><u>Year 3:</u> <a href="https://whiterosemaths.com/homelearning/year-3/">https://whiterosemaths.com/homelearning/year-3/</a></p> <p><u>Year 4:</u> Lesson 1: <a href="https://vimeo.com/430335306">https://vimeo.com/430335306</a> Lesson 2: <a href="https://vimeo.com/430335670">https://vimeo.com/430335670</a> Lesson 3 and 4: <a href="https://whiterosemaths.com/homelearning/year-4/">https://whiterosemaths.com/homelearning/year-4/</a> (Week 9 w/c 22<sup>nd</sup> June – this is the previous week!)</p>

Subject	Task	Resources to Support
<p><b>Reading</b></p>	<p>Read the information about Italy and answer the questions.</p> <p><u>Challenge</u> Can you write your own true or false questions about the text?</p>	<p>Reading Italy (on website)</p>
<p><b>Writing</b></p>	<p><u>Emoji Story</u> It is not often that we say, “Use emojis in your writing” but just this once, we are!</p> <p>Write a story that includes emojis. It could be about anything that you choose – think about the emojis and see where it takes you! It is up to you how many emojis you put into the sentences – a sentence could have a lot or it might not have any.</p> <p>An example sentence: When Sally got out of  this morning, she was so  because she was going to go .</p> <p>If you are struggling for ideas, use the above sentence as your starting sentence.</p>	<p>Here are some emojis that you could use but feel free to add your own!</p> 

Subject	Task	Resources to Support
<b>Geography</b>	<p><u>Weather</u></p> <p>Following on from last week when you looked at the water cycle, you are going to look at the Earth's water, the weather and climate.</p> <p>There are two links for two lessons that you can look at. Each lesson has a quiz at the start and the end as well as questions through the lesson itself.</p>	<p><a href="https://classroom.thenational.academy/lessons/where-is-earths-water">https://classroom.thenational.academy/lessons/where-is-earths-water</a> (This lesson looks at where the Earth's water is and recaps the water cycle)</p> <p><a href="https://classroom.thenational.academy/lessons/what-makes-up-the-weather">https://classroom.thenational.academy/lessons/what-makes-up-the-weather</a> (This lesson follows on from the water cycle and looks at the difference between weather and climate)</p>
<b>History</b>	<p><u>Stone Age – Food</u></p> <ol style="list-style-type: none"> <li>1. Read the information about the food that they used to hunt and gather during the Stone Age.</li> <li>2. Design a meal that they may have eaten. Try to include meat/fish, seeds, berries, nuts and plants.</li> <li>3. Label the different items in your meal with what they are, where they would have found them and how they would have hunted/gathered them.</li> <li>4. Write a few sentences to explain whether you would have enjoyed the diet during the Stone Age and why.</li> </ol> <p>If you would like to try, there is a recipe for stewed fruit also on the website! If you cannot get honeycomb, you can just use honey.</p>	<p>Stone Age Food Information (on website)</p> <p>Stewed Fruit recipe (on website)</p>

Subject	Task	Resources to Support
<b>Rest and Relaxation</b>	<ul style="list-style-type: none"> <li>• Make a worry monster and then feed it any worries that you have</li> <li>• Try to keep a tally of the different wildlife that you see in your garden or out of the window – which animal/bird/insect did you see the most of?</li> <li>• As the weather is hotter, try to make your own juice ice lollies!</li> </ul>	<p><a href="https://www.sunhatsandwellieboots.com/2015/01/make-your-own-worry-monster-ideal-for.html">https://www.sunhatsandwellieboots.com/2015/01/make-your-own-worry-monster-ideal-for.html</a> (Worry Monster)</p> <p><a href="https://www.myfussyeater.com/fruit-juice-ice-pops/">https://www.myfussyeater.com/fruit-juice-ice-pops/</a> (Juice ice lollies)</p>