



Reading our key text this week is "The Snail and the Whale" by Julia Donaldson.
Read or listen to the story together and see if you can spot any rhyming words.



Barlow's link to the key text

<https://www.youtube.com/watch?v=3ZAtKDaFU6c>

There are lots of examples of this book on youtube.



Can you use the pictures to retell the story?



















Can you make your own story map?





Reading you are going to be a rhyming detective. Listen to or read the story and see how many rhyming words you can find.

 WHALE	 PAIL	 TAIL	 SNAIL
 ROCK	 SOCK	 CLOCK	 FLOCK
 POOL	 SCHOOL	 TOOL	 STOOL
 WAVE	 CAVE	 SAVE	 BRAVE

Barlow's mild challenge



Cut up the cards, listen out for the words are you read the story.

Can you then put the cards into groups of rhyming words?





Reading can you complete the rhyming table? Read the word at the top of each column and see what other words you can think of that rhyme with it.

Hot

--

night 	goat 	park 	chair 	hear 
fight 				
light 				

Barlow's Top Tips.

Rhyming words do not always use the same graphemes to represent the same sounds, e.g. the ai in snail is coded by the a-i spelling and in whale is coded by a split diagraph. We learn more about alternate ways of spelling when we cover phase 5 in phonics. At the moment we encourage you to sound the word out and use the phonemes you are familiar with. In this activity we are focusing on phase 3 rhyming words.





Writing in the story the snail had an itchy foot and wanted to see the world. If you had itchy feet where would you want to go and why?



If I had itchy feet I think they would take me to Alaska. I know it is in an especially cold part of the world in winter because it is quite close to the north pole. When I am there I think I might see different bears like grizzly bears and polar bears. My favourite food is fish so if I went there I would like to do some ice fishing.



Barlow's Top Tips.

Where in the world would you want to go?

Why do you want to go there?

How do you plan to get there?

What would you see and do when you were there?

Would you take anybody with you?

Can you find your destination on a map?





Cooking can you make snail sandwiches? Not sandwiches with real snails in but food that is the same shape as a snail.



Barlow's Top Tips.

You will need to think about the ingredients you use to make your snails.

What would make a round shape like the snail shell?

What could you use to make the snail foot?

How will you stick the foot and the shell together?






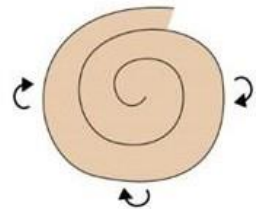
Physical Development it is really important we continue to develop fine motor skills. This craft will require you to fold paper accurately and cut paper accurately.



First fold 4-5 double pages of an old newspaper into thickish strips.



Then roll the first strip lengthways and fix it with sticky tape. Roll the next strip over it and fix it again. Continue winding up further strips until a nice snail shell is created.



Now get creative and use your scissors to cut out tentacles and eyes so the snail can see where it is going.

Barlow's Equipment List

Newspaper
Paper
Scissors
Sticky tape
glue



strip over it and fix it again. Continue winding up further strips until a nice snail shell is created.

Now get creative and use your scissors to cut out tentacles and eyes so the snail can see where it is going.