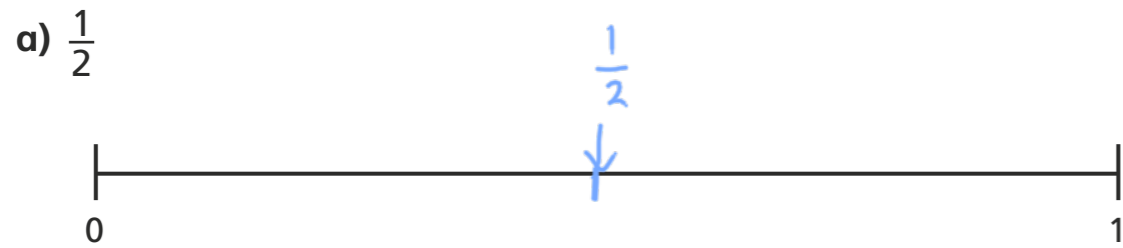


Fractions on a number line

1 Draw an arrow to show the fractions on the number lines.



Are your answers accurate or are they estimates?



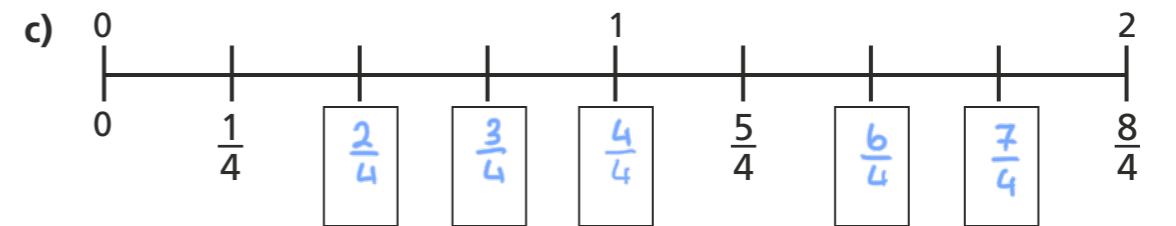
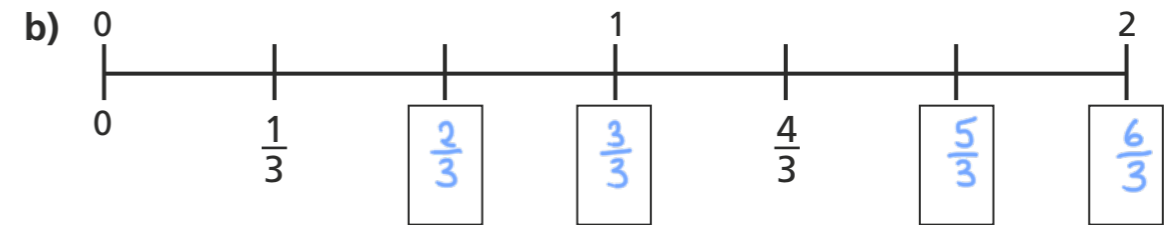
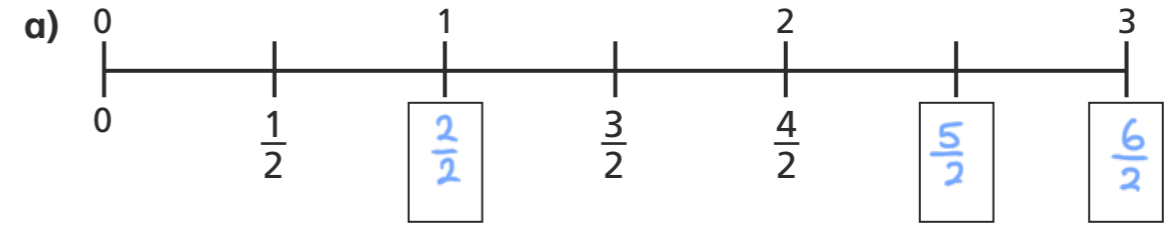
2 Write $<$, $>$ or $=$ to compare the fractions.

a) $\frac{1}{2}$ $>$ $\frac{1}{4}$

b) $\frac{1}{4}$ $<$ $\frac{1}{3}$

c) $\frac{1}{3}$ $<$ $\frac{1}{2}$

3 Write the missing fractions on the number lines.



d) Write three fractions that are equivalent to one whole.
Use the number lines to help you.

$\frac{4}{4}$ $\frac{3}{3}$ $\frac{2}{2}$

What do you notice?

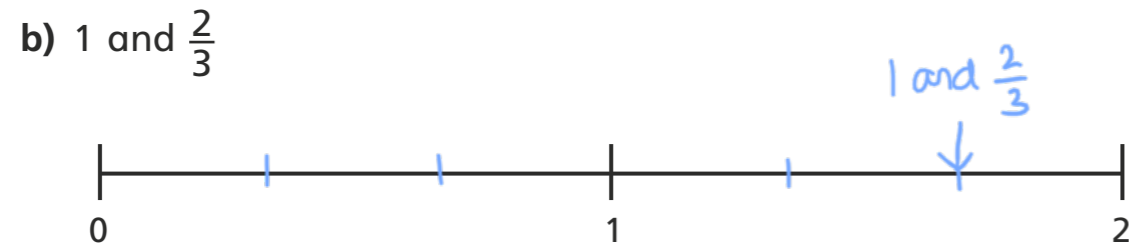
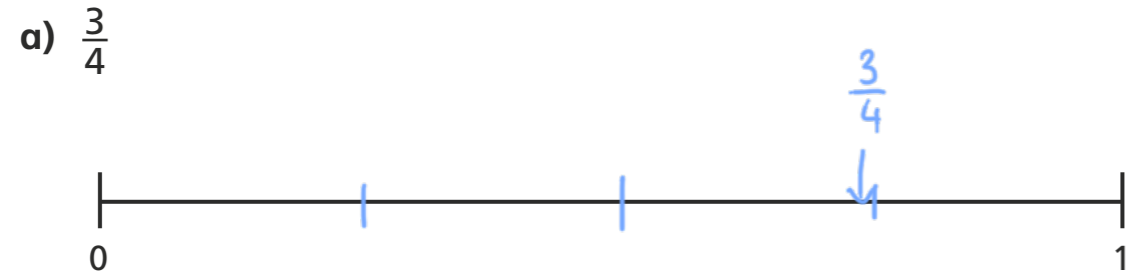
The numerator is equal to the denominator.

Talk about it with a partner.





4 Draw an arrow to estimate where each fraction belongs on the number line.



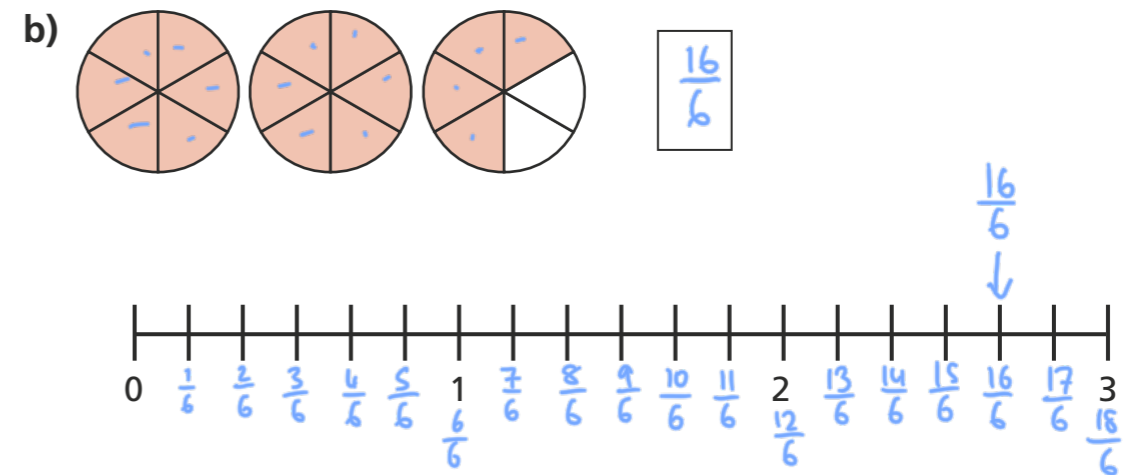
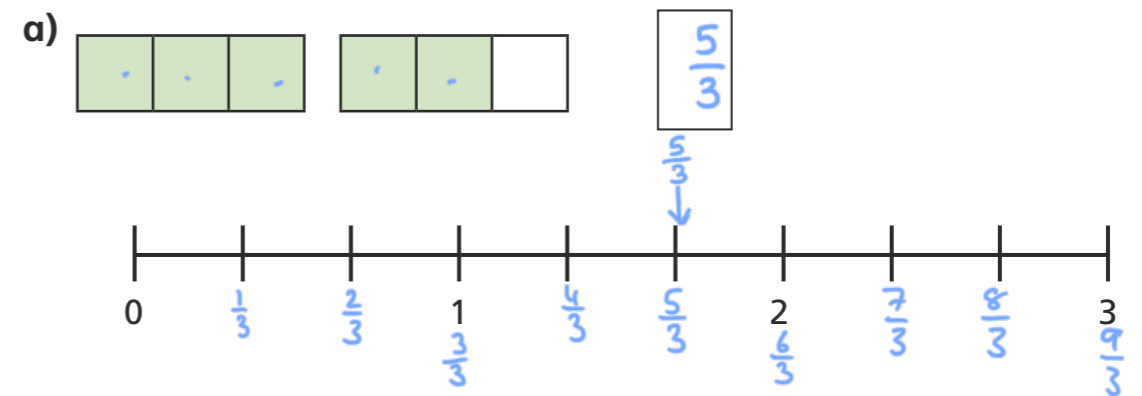
5 Write each fraction under the correct heading.

$\frac{2}{3}$	$\frac{4}{4}$	$\frac{5}{3}$	$\frac{1}{8}$	$\frac{3}{3}$
$\frac{3}{4}$	$\frac{7}{4}$	$\frac{8}{8}$	$\frac{7}{8}$	

Less than one whole	Equal to one whole	More than one whole
$\frac{2}{3}$ $\frac{3}{4}$ $\frac{1}{8}$ $\frac{7}{8}$	$\frac{4}{4}$ $\frac{8}{8}$ $\frac{3}{3}$	$\frac{7}{4}$ $\frac{5}{3}$



6 What fraction is shown in each diagram?
Draw an arrow to show the fraction on the number line.



7



One eighth is greater than one quarter.

Do you agree with Teddy? NO

Use the number line to show why.

