

Phonics

w.c. 6th July

We are starting to Phase 4, this phase is mainly about reading and writing words that consonants next to each other.

Monday

We are learning to read **CVCC** words.

C= a consonant

V= vowel

Re-visit play one of these games on phonics play.



Look at the flashcard and say the sound. How quickly can you go?
Great for: Grapheme recognition

Barlow's top tips
You can explore some of the other games on Phonics Play, you should be able to independently play all of the phase 3 games.



Listen to a phoneme and choose the grapheme that represents it.
Great for: Matching phonemes and graphemes.



Teach can you write these two words



By adding another consonant on the beginning we can change pot to spot.



Practise here are CVCC words for you to sort into trash and treasure.



spot

stop

trin

trip


sten

step

frum

skip

lunt

 Treasure	 Trash


Barlow's top tip
We can often find it tricky to hear two consonant sounds that are next to one another.





Apply read the sentences.

Can I plan a trip to the moon?



Can you grab the green frog for me?



Will a clown put on a green wig or stick with his brown hair?



Tuesday

We are learning to read some **tricky** words

and practise **CVCC** words.

Re-visit play one of these games on phonics play.



Look at the flashcard and say the sound. How quickly can you go?
Great for: Grapheme recognition

Barlow's top tips
You can explore some of the other games on Phonics Play, you should be able to independently play all of the phase 3 games.



Listen to a phoneme and choose the grapheme that represents it.
Great for: Matching phonemes and graphemes.



Teach look at the tricky words, practise reading them.

like

some

come

have

Barlow's top tips

You could have a go at playing "swat it" with these new words.



Practise here are CCVC words for you to sort into trash and treasure.



skip

slin

twin

glan

trip

frip

frog

spem

swim

 Treasure	 Trash

Barlow's top tip


We can often find it tricky to hear two consonant sounds that are next to one another.





Apply read the sentences.

It smells like we might have some roast chicken tonight.



Can we train a dragon to come and cook food for us?



Will you come and have some roast bugs on toast for dinner?



Wednesday

We are learning to spell CVCC words.

Re-visit play one of these games on phonics play.



Look at the flashcard and say the sound. How quickly can you go?
Great for: Grapheme recognition

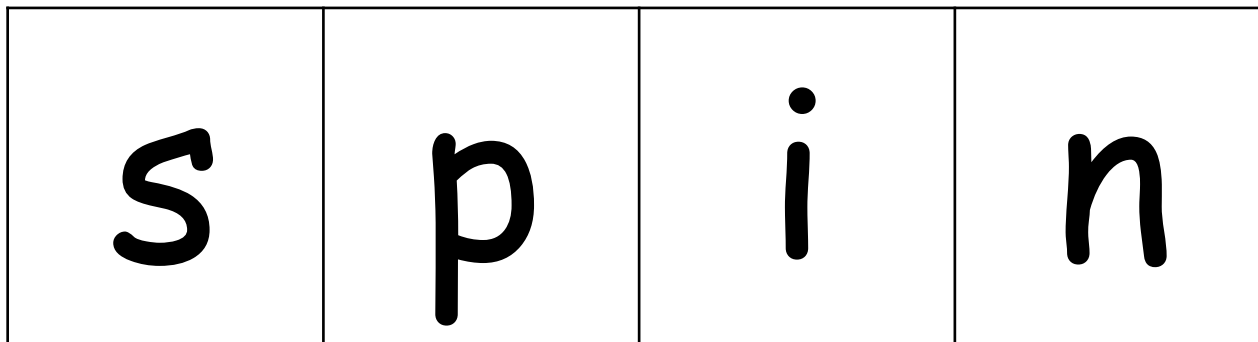
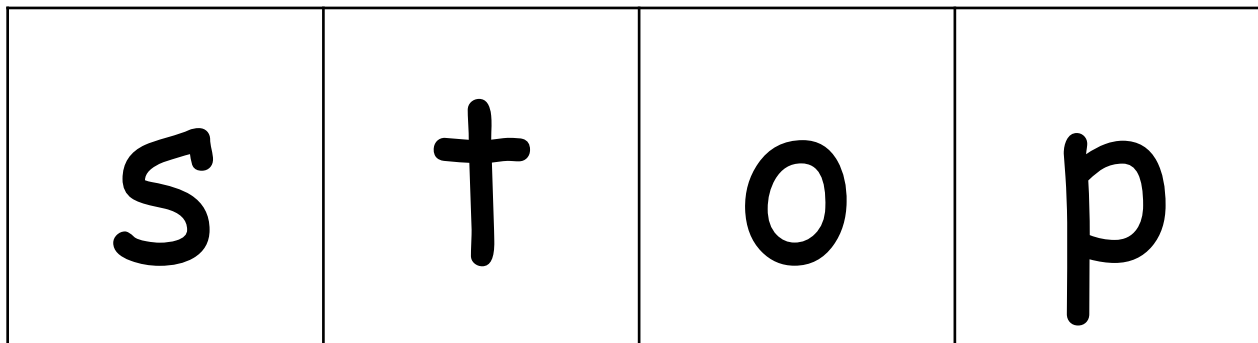
Barlow's top tips
You can explore some of the other games on Phonics Play, you should be able to independently play all of the phase 3 games.



Listen to a phoneme and choose the grapheme that represents it.
Great for: Matching phonemes and graphemes.



Teach read the words in the phoneme frames.



Barlow's top tips

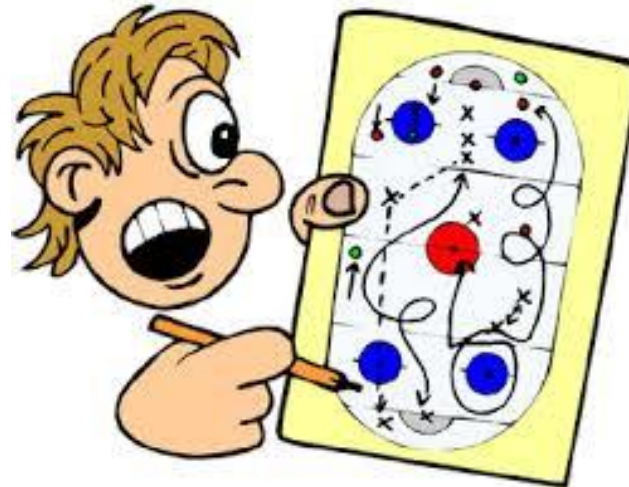
Phoneme frames are similar to sound buttons, one phoneme goes in each section.



Practise here are more CVCC words for you to write using phoneme frames or sound buttons.



Barlow's top tip
The adults will read the words from my list for you to write:
Spot, step, trip, skip, plan





Apply read the sentences.

Barlow's Top Tips
Look out for phase
3 digraphs and
trigraphs.

This frog is strong.



His green skin has bumps.



He likes to swim in the pond.



Thursday

We are learning to write **CVCC** words.

Re-visit play one of these games on phonics play.



Look at the flashcard and say the sound. How quickly can you go?
Great for: Grapheme recognition


Barlow's top tips
You can explore some of the other games on Phonics Play, you should be able to independently play all of the phase 3 games.




Listen to a phoneme and choose the grapheme that represents it.
Great for: Matching phonemes and graphemes.



Teach read the words in the phoneme frames.



th	i	n	k
----	---	---	---



w	i	n	k
---	---	---	---

Barlow's top tips

Phoneme frames are similar to sound buttons, one phoneme goes in each section.



Practise here are more CCVC words for you to write using phoneme frames or sound buttons.



sniff smell vrown

stell brown pliff

groan floam plim

	Treasure		Trash



Apply read the sentences.

Sniff the sweet jar.



Barlow's Top Tips
Look out for phase
3 digraphs and
trigraphs.

Yum! Scoop the sweets into a
bag.



Chomp the sweets and crunch
them up.



Friday

We are learning to write **tricky** words.

Re-visit play one of these games on phonics play.



Look at the flashcard and say the sound. How quickly can you go?
Great for: Grapheme recognition

Barlow's top tips
You can explore some of the other games on Phonics Play, you should be able to independently play all of the phase 3 games.



Listen to a phoneme and choose the grapheme that represents it.
Great for: Matching phonemes and graphemes.



Teach do you remember the tricky words we learnt earlier in the week?

like

some

come

have

Barlow's top tips

Don't forget to keep practicing phase 2 and 3 tricky words.



Practise play a game on Phonics Play that practises tricky words.



**TRICKY
WORD
TRUCKS**

Tricky Word Trucks
Good for: Practising reading tricky words.

Teaching Ideas

The image shows a red tanker truck on a beach. In the background, there are palm trees, beach umbrellas, and a sailboat on the water under a sunset sky.

Barlow's top tip
We need to first be able to read tricky words before we learn to write them.



Train your Brain
Phase 3

Train Your Brain
Good for: Learning to read tricky words

Teaching Ideas

The image features a cartoon owl in a winter landscape with snow-covered trees and a full moon in the sky.

