

# Phonics

w.c. 3th July

We are starting to Phase 4, this phase is mainly about reading and writing words that consonants next to each other.

Monday

We are learning to read some **tricky** words

and practise **CCVC** words.

# Re-visit

play one of these games on phonics play.



Look at the flashcard and say the sound. How quickly can you go?  
Great for: Grapheme recognition

**Barlow's top tips**  
You can explore some of the other games on Phonics Play, you should be able to independently play all of the phase 3 games.



Listen to a phoneme and choose the grapheme that represents it.  
Great for: Matching phonemes and graphemes.



Teach look at the tricky words, practise reading them.

there

were

little

one

**Barlow's top tips**

You could have a go at playing "swat it" with these new words.



# Practise

here are more CVCC words for you to sort into trash and treasure.

here are more CVCC words for you to sort into trash and treasure.



steep

slee

string

smeep

tree

prail

trail

frain

train



Treasure



Trash

## Barlow's top tip

We can often find it tricky to hear two consonant sounds that are next to one another.





Apply read the sentences.

Were there some chimps at the zoo?



Yuck! There was a paint brush in the coffee cup.



One little brown toad got stuck down a drain.



Tuesday

We are learning to read **2 syllable** words.

# Re-visit play one of these games on phonics play.



Look at the flashcard and say the sound. How quickly can you go?  
Great for: Grapheme recognition

**Barlow's top tips**  
You can explore some of the other games on Phonics Play, you should be able to independently play all of the phase 3 games.




Listen to a phoneme and choose the grapheme that represents it.  
Great for: Matching phonemes and graphemes.





Teach read the words.



lunch



box



lunchbox

**Barlow's top tips**

These words are made up of two smaller words sandwiched together.

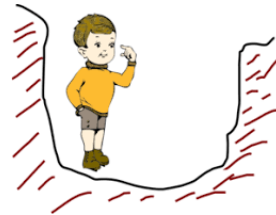




**Practise** here are more 2 syllable words, can you work out what they are?




**Barlow's top tip**  
These are compound words because they are made out of 2 words put together.





Apply read the sentences

You put a shampoo sandwich in my lunchbox.



Ring the helpdesk and tell them my cat is stuck.



I stuck a little windmill in the sandpit.



Wednesday

We are learning to spell **2 syllable** words.

# Re-visit play one of these games on phonics play.



Look at the flashcard and say the sound. How quickly can you go?  
Great for: Grapheme recognition

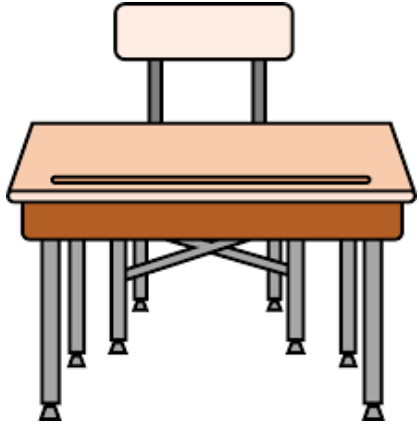
**Barlow's top tips**  
You can explore some of the other games on Phonics Play, you should be able to independently play all of the phase 3 games.



Listen to a phoneme and choose the grapheme that represents it.  
Great for: Matching phonemes and graphemes.



Teach read the words.



desk



top



desktop

**Barlow's top tips**

These words are made up of two smaller words sandwiched together.



# Practise

here are more 2 syllable words, can you work out what they are?



+



moon

light

moonlight



+



**Barlow's top tip**  
These are compound words because they are made out of 2 words put together.



+



+



+



+





Apply read the sentences

Can lightning hit a windmill?



The chimpanzee did a handstand.



This frog is chomping on pondweed.





Thursday

We are learning to spell **tricky** words.

# Re-visit

play one of these games on phonics play.



Look at the flashcard and say the sound. How quickly can you go?  
Great for: Grapheme recognition

**Barlow's top tips**  
You can explore some of the other games on Phonics Play, you should be able to independently play all of the phase 3 games.



Listen to a phoneme and choose the grapheme that represents it.  
Great for: Matching phonemes and graphemes.



Teach look at the tricky words, practise reading them.

they

are

all

**Barlow's top tips**




You could have a go at playing "swat it" with these new words.





# Teach

 write the tricky words.

 Look and Say	 Look, Say and Write	 Cover and Write
they		
all		
are		

## Barlow's top tips

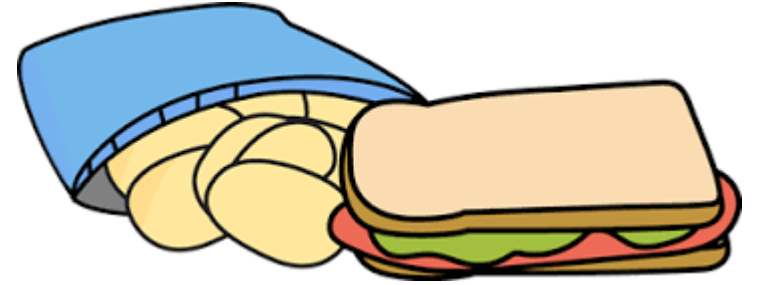
Repetition helps train your brain to remember the letter patterns.





Apply read the sentences.

They all had a sandwich and some crisps for a snack.



The windmills are all near the farm.



They are all jumping for joy.

