

Oliver's Vegetables



By Vivian French

Oliver went to visit his Grandpa



Grandpa was very proud of his Vegetables that he grew in his garden.

But Oliver only ate Chips!



"If you want chips," said Grandpa,
"you must find the potatoes. If you
find something else, you eat that and
no complaints. Is it a bargain?"

But.... on Monday Oliver tried
some orange crunchy carrots.
“Just the thing for Monday
lunch,” said Grandpa.



On Tuesday Oliver said “Those crinkly green leaves are pretty”. They had spinach for supper that night.



On Wednesday Oliver said “potatoes are important so they must have big leaves. HERE THEY ARE”. “No, that is ruby red rhubarb”, smiled Grandpa.



On Thursday Oliver found slugs and snails crawling all over the curly leaves of the green cabbage.



On Friday he thought he found
the potatoes but they were
purple! Oliver had found the
beetroot.


Very Good!



And on Saturday Oliver helped Grandpa take the peas out of the pods. "I like round green peas," said Oliver.



Finally, on Sunday he found the
potatoes.....
“HERE THEY ARE”, said Oliver.



Oliver scrubbed the
potatoes and Grandpa
peeled them...



...and they had Chips!



language we are learning to use adjectives to describe. Here are 2 different word lists that might help you with your writing.



soft smooth
sticky round
green big
small long
hard tiny



succulent plump
spikey waxy
shiny bushy
glossy leafy
firm

Barlow's Top Tip

Make sure you know what a word means before you start using it in your writing,





Writing we are learning to use adjectives to describe. Barlow is giving you clues to a vegetable. Read his clue and see if you can guess what it is.



Barlow's clue
I am thinking of a
vegetable.

It has green leaves
on the outside.

It has white bumpy
shaped florets.

It is a...





Writing we are learning to use adjectives to describe. Barlow is giving you clues to a vegetable. Read his clue and see if you can guess what it is.



Barlow's clue

It is a...

Cauliflower





Writing we are learning to use adjectives to describe. Barlow is giving you clues to a vegetable. Read his clue and see if you can guess what it is.



Barlow's clue
I am thinking of a
vegetable.

It has a shiny,
smooth red skin.

Inside it has tiny
yellow seeds.

It is a ...





Writing we are learning to use adjectives to describe. Barlow is giving you clues to a vegetable. Read his clue and see if you can guess what it is.



Barlow's clue

It is a...

pepper





Writing we are learning to use adjectives to describe. You have a go at describing a vegetable and see if your adult can guess what it is. When you feel confident have a go at writing your clues down in your book.



Barlow's top tips.

Adjectives describe the properties of something, this can include:


- Colour
- Texture
- Taste
- Size
- Shape






Science here are some examples of different shaped leaves, when you go on a walk see what leaves you can find and sort them into the different categories.

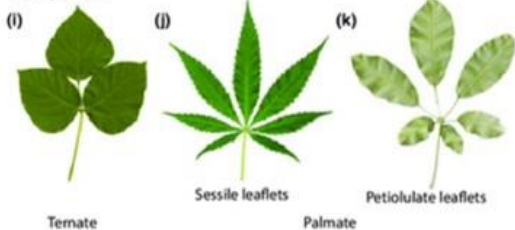
Simple



Lobed



Compound



This is a leaf from Grandmother Tree, she is a Sweet Chestnut tree.



She has simple elliptic shapes leaves which grow along a twig or shoot.

Barlow's top tips.

As you collect things from nature be mindful of the fact they come from living things. If you can always collect leaves that have fallen on the floor rather than taking them from the tree. If you do remember to say thank you to the plant for allowing you to take it. This shows you respect nature and all living things.

