

Phonics

w.c 18th May

Guide to challenge levels:



Mild- all children should be able to access this, it should feel comfortable.



Hot- some children should be able to access this, it should feel a little bit tricky.



Super hot- few children should access this and might need adult support, feel the burn.

w.c. 18th May

Since we began home learning we have covered all of the phonemes in phase 3. It is important that we know children are really secure in this phase before we move them onto the next.

It is common for children to be able to remember the phonemes in isolation but be unable to spot them in words or text or apply them independently.

For this reason we are going to be recapping phase 3 again over the coming weeks, with a greater emphasis on being able to identify and apply their phoneme grapheme correspondence.











































Monday

We are learning to read, write and use the phoneme **j.**

- We will re-visit all of the phonemes we have done so far.
- We will practice writing our new phoneme, making sure we form the letters correctly.
- We will use the phoneme in words.
- We will apply our new phoneme in a sentence.



Re-visit point to the phonemes and read them.

s 	a 	t 	p 	l 	n 	m 	d 	j 	v 	w 	x 	y 	z 	zz 	qu 
g 	o 	c 	k 	ck 	e 	u 	r 	ch 	sh 	th 	ng 	ai 	ee 	igh 	oa 
h 	b 	f 	ff 	l 	ll 	ss 	oo 	oo 	ar 	or 	ur 	ow 	oi 	ear 	
air 	ure 	er 													

Barlow's top tips
If you can't remember the sound use the pictures as a clue.





Teach look at how to write today's phoneme, have a go at writing it in your phonics book.

- Here is a capital and lower case example.
- The lower case j has a descender.
- Write 5 "j" in your book, put a star next to the one you have formed the most accurately.



Barlow's top tips
This phoneme is usually found at the beginning of a word.





Practise here are some words that feature the **j** sound, have a go at writing the words in the correct column.



Jj	Jj
----	---------------

Barlow's top tip
Divide a page in your phonics book into 2 and sort the words into ones that feature j and ones that don't.





Apply read the sentences and fill in the missing words using the **j** words from the previous slide.

____ and ____ can ____ up the hill.



Barlow's Top Tips
If you are writing a name, make sure you use a capital letter at the beginning.

It is cold today, put on a _____
and a _____.





































Tuesday

We are learning to read, write and use the phoneme **V.**

- We will re-visit all of the phonemes we have done so far.
- We will practice writing our new phoneme, making sure we form the letters correctly.
- We will use the phoneme in words.
- We will apply our new phoneme in a sentence.



Re-visit point to the phonemes and read them.

s 	a 	t 	p 	l 	n 	m 	d 	j 	v 	w 	x 	y 	z 	zz 	qu 
g 	o 	c 	k 	ck 	e 	u 	r 	ch 	sh 	th 	ng 	ai 	ee 	igh 	oa 
h 	b 	f 	ff 	l 	ll 	ss 	oo 	oo 	ar 	or 	ur 	ow 	oi 	ear 	
air 	ure 	er 													

Barlow's top tips
If you can't remember the sound use the pictures as a clue.





Teach look at how to write today's phoneme, have a go at writing it in your phonics book.

- o The capital is the same shape as the lower case.
- o The capital is a tall letter and the lower case is a small letter.
- o Write 5 "v" in your book, put a star next to the one you have formed the most accurately.



Barlow's top tips
What do you notice about the size difference between the letters?





Practise here is a piece of text that features the **V** sound.
See how many **V** words you can spot.

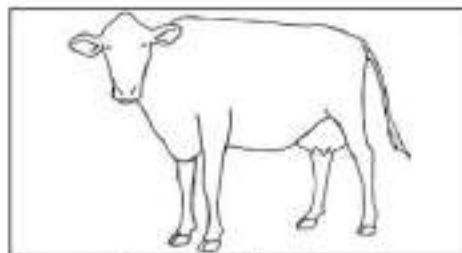
Victor the Vet



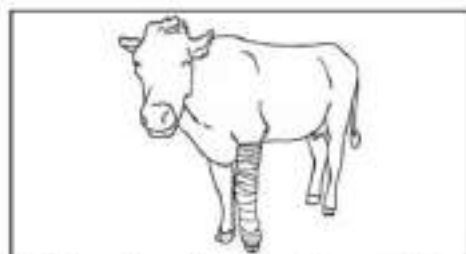
Victor was a vet. He went to fix animals.




Victor had a van. It was vivid red with a black roof. He went in his van to help the animals if they got sick.



On a winter's night, Victor the vet had to help seven cows. One cow had hurt his leg in the river.



Victor put a strap on the cow's leg to fix it.



The rest of the cows were victims of an illness.



They needed vitamins to feel better.

Barlow's top tips

Some of the words have more than 2 syllable, use sound buttons to help you chunk them up and read them.





Apply here are some sentences with words missing, have a go at filling in the blanks with Barlow's words.

Did I put the _____ in the _____?

Did the _____ go to the _____?

Can I visit a _____ on a _____?

Barlow's words:

jam van jet

visit vet jacket

cat velvet pet





Extra challenge can you read these sentences? They use many of the phonemes we have used so far this week. .



Jack and Jill went for a jog. It was cold so Jack had a jumper and Jill put on a jacket. Kevin in his van went past and said "Did you go up and down the hill?" Jack said "yes we did" and Jill said "but we dropped the pail and it cracked".

Barlow's top tips.

If you are struggling use your phoneme chart to help you.

There are also some tricky words, have a go at reading them and guessing what they might be.













































Wednesday

We are learning to read, write and use the phoneme **W.**

- We will re-visit all of the phonemes we have done so far.
- We will practice writing our new phoneme, making sure we form the letters correctly.
- We will use the phoneme in words.
- We will apply our new phoneme in a sentence.



Re-visit point to the phonemes and read them.

s 	a 	t 	p 	l 	n 	m 	d 	j 	v 	w 	x 	y 	z 	zz 	qu 
g 	o 	c 	k 	ck 	e 	u 	r 	ch 	sh 	th 	ng 	ai 	ee 	igh 	oa 
h 	b 	f 	ff 	l 	ll 	ss 	oo 	oo 	ar 	or 	ur 	ow 	oi 	ear 	
air 	ure 	er 													

Barlow's top tips
If you can't remember the sound use the pictures as a clue.





Teach look at how to write today's phoneme, have a go at writing it in your phonics book.

- o The capital is the same shape as the lower case.
- o The capital is a tall letter and the lower case is a small letter.
- o Write 5 "w" in your book, put a star next to the one you have formed the most accurately.



Barlow's top tips

This is sharp letter shape, make sure you use sharp points when writing "w".





Practise here are some words that feature the **W** sound, some of them are real and some are fake.
Draw a line down the middle of your book, on one side write the real treasure words and on the other write the fake rubbish words.

wib wox went

wax wig web

wap win wag



Treasure



Trash

Barlow's top tip
Sound out each word carefully before you write it, check you know what it means before you write it on the treasure side.

wicked

cobweb

waiter

wallet





Apply read the sentences and see if you think the answer is yes or no.

Is the sun wet?



Has a cat got a web?



Can a van do up a hill?



Barlow's sentence reading steps to success.

- Use your robot arms to segment each word.
- Break the sentence into chunks if it is too long to read at once.

Will a pig put on a wig?



Can a cobweb hold up a velvet jacket?





Extra challenge

can you read the sentences, there are some blobs of paint covering up some of the words. Can you work out what the words might be?






If  the dog has a bad leg, the  can  it.



Barlow's top tips
You will need to read around the sentence to see if the word you have picked would make sense.



We can get the   into the  a.










































Thursday

We are learning to read, write and use the phoneme X.

- oWe will re-vist all of the phonemes we have done so far.
- oWe will practice writing our new phoneme, making sure we form the letters correctly.
- oWe will use the phoneme in words.
- oWe will apply our new phoneme in a sentence.



Re-visit point to the phonemes and read them.

s 	a 	t 	p 	l 	n 	m 	d 	j 	v 	w 	x 	y 	z 	zz 	qu 
g 	o 	c 	k 	ck 	e 	u 	r 	ch 	sh 	th 	ng 	ai 	ee 	igh 	oa 
h 	b 	f 	ff 	l 	ll 	ss 	oo 	oo 	ar 	or 	ur 	ow 	oi 	ear 	
air 	ure 	er 													

Barlow's top tips
If you can't remember the sound use the pictures as a clue.





Teach look at how to write today's phoneme, have a go at writing it in your phonics book.

- o The capital is the same shape as the lower case.
- o The capital is a tall letter and the lower case is a small letter.
- o Write 5 "x" in your book, put a star next to the one you have formed the most accurately.



Barlow's top tips
This sound is found in the middle or at the end of words.





Practise here are some words that feature the **x** sound, can you write them in your phonics book?

Do you know what a female fox is called?

--

--

--





Apply read the sentences, and repeat it until you can remember it. Without looking have a go at writing the sentence, then look back and check.



Can a vet fix a jet?

Barlow's sentence writing steps to success.

- o Use you robot arms to segment each word.
- o Use finger spaces.
- o Read back over the sentence to check It makes sense.

Will a taxi fit in a box?



Friday

We are learning to read, write and use and apply the sounds we have recaped this week.

- oWe will re-vist all of the phonemes we have done so far.
- oWe will practice writing our new phonemes, making sure we form the letters correctly.
- oWe will use the phonemes in a game.
- oWe will apply our new phoneme in a sentence.



Re-visit what letters are hiding behind the paint splats?



Barlow's top tips
You need to use
your knowledge of
letter formation.





Practise here are some words that feature all the sounds we have covered this week sound, can you sort them into trash and treasure words?

jep

fix

vep

box

van

vet

jet

Jill

jam

ves

lix

mix

jumper

wicked

taxi

visit

velvet

vixen

jacket

exit

cobweb

Barlow's top tip.
If it is a treasure word then you must know what it means.





Apply we are going to play an I spy game, you will need a partner.



How to play

Player 1 looks at the pictures and chooses an object and segments the word, e.g. "I spy with my little eye some j-a-m".

Player 2 has a go at writing the word based on the phonemes player 1 has said.

Player 2 shows player 1 the word and they will say if it is correct or not.

Then swap over.

