

Phonics

w.c. 29th June

Guide to challenge levels:



Mild- all children should be able to access this, it should feel comfortable.



Hot- some children should be able to access this, it should feel a little bit tricky.



Super hot- few children should access this and might need adult support, feel the burn.

Monday

We are learning to read, write and use the phoneme ear.

- We will re-visit all of the phonemes we have done so far.
- We will practice writing our new phoneme, making sure we form the letters correctly.
- We will use the phoneme in words.
- We will apply our new phoneme in a sentence.



Re-visit play one of these games on phonics play.



Look at the flashcard and say the sound. How quickly can you go?
Great for: Grapheme recognition

Barlow's top tips

You can explore some of the other games on Phonics Play, you should be able to independently play all of the phase 3 games.



Listen to a phoneme and choose the grapheme that represents it.
Great for: Matching phonemes and graphemes



Teach look at how to write today's phoneme, have a go at writing it in your phonics book.

- o All the letters are short letters.
- o There are no ascenders (tall letters) or descenders (letters that go below the line).
- o Write 5 "ear" in your book, put a star next to the one you have formed the most accurately.









Barlow's top tips
Remember 3 letters making 1 sound is called a trigraph.









Practise unscramble the letters to write the word.

 earf	 ehar	 eart
 erga	 rea	 arbed

Barlow's top tips
Start with what you know, you know every word will feature the **ear** trigraph so build that first and then work out where the remaining letters go.

 hsrea	 aaerpp	 reaps	 eardest
---	--	---	---





Apply read the sentences and match them to the correct picture.

Barlow's Top Tips
Activities like this help make sure that you understand what you are reading.

I can hear an owl hoot at night.



It has been hot this year.



Tuesday

We are learning to read, write and use the phoneme **air.**

- We will re-vist all of the phonemes we have done so far.
- We will practice writing our new phoneme, making sure we form the letters correctly.
- We will use the phoneme in words.
- We will apply our new phoneme in a sentence.



Re-visit play one of these games on phonics play.



Look at the flashcard and say the sound. How quickly can you go?
Great for: Grapheme recognition

Barlow's top tips

You can explore some of the other games on Phonics Play, you should be able to independently play all of the phase 3 games.



Listen to a phoneme and choose the grapheme that represents it.
Great for: Matching phonemes and graphemes



Teach look at how to write today's phoneme, have a go at writing it in your phonics book.

- This phoneme uses 3 letters to make one sound, it is a trigraph.
- All of the letters are small letters.
- Write 5 "air" in your book, put a star next to the one you have formed the most accurately.



Barlow's top tips
Make sure you start your letters in the correct place.



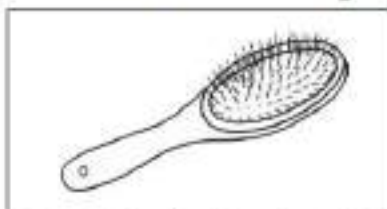


Practise read the **air** story and see how many times you can spot today's trigraph.

Clair at the Funfair



It was hot. Clair sat on a chair to put on a pair of red flip-flops.



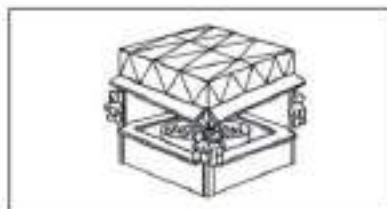
Then, she brushed her short hair and put in a clip.



After that, she set off to the park. Clair went to the funfair at the park. The fair was fun.



At the park, she met Gair. They went to get a ticket together. The fair ticket was silver.



Clair and Gair had lots of fun. Clair went to the hook-a-duck. She got a duck and then a doll.



Gair had to finish at the fair, as his mum was waiting. He felt it was unfair, as Clair was still at the park. He might go back again the next day.

Barlow's top tips
What do you notice about the **air** words?
Is **air** usually found at the beginning, middle or end of words?





Apply Play one of the following games from Phonics Play to practise reading **air** sound.



Blend to read the words on the coins. Are they real or fake?
Great for: Practising blending



A version of 'Buried Treasure'. Blend to read the words on the eggs. Are they real or fake?
Great for: Practising blending



A version of 'Buried Treasure'. Blend to read the words on the snacks. Are they real or fake?
Great for: Practising blending

Wednesday

We are learning to read, write and use the phoneme **ure.**

oWe will re-visit all of the phonemes we have done so far.

oWe will practice writing our new phoneme, making sure we form the letters correctly.

oWe will use the phoneme in words.

oWe will apply our new phoneme in a sentence.



Teach look at how to write today's phoneme, have a go at writing it in your phonics book.

- o All letters are short letters.
- o There are no ascenders (tall letters) or descenders (letters that go below the line).
- o Write 5 "ure" in your book, put a star next to the one you have formed the most accurately.

Barlow's top tips
This can be a tricky sound to pronounce.





Re-visit play one of these games on phonics play.



Look at the flashcard and say the sound. How quickly can you go?
Great for: Grapheme recognition

Barlow's top tips

You can explore some of the other games on Phonics Play, you should be able to independently play all of the phase 3 games.



Listen to a phoneme and choose the grapheme that represents it.
Great for: Matching phonemes and graphemes



Practise see how many **ure** words you can spot in the picture.

pure
• —
→



picture
• • • —
→



cure
• —
→



denture
• • • —
→



vulture
• • • —
→



mixture
• • • —
→



Barlow's top tips
You should be able to find 9 **ow** words.

If you zoom in below you will be able to see the word list to check your answers.



Apply read the questions and answer yes or no.

Can a vet cure an ill cow?



Barlows Tip Tips
Remember this a phoneme that we do not use that regularly, but it is important we learn it.

Can you see a picture of a vulture?



Thursday

We are learning to read, write and use the phoneme **er.**

- We will re-visit all of the phonemes we have done so far.
- We will practice writing our new phoneme, making sure we form the letters correctly.
- We will use the phoneme in words.
- We will apply our new phoneme in a sentence.



Re-visit play one of these games on phonics play.



Look at the flashcard and say the sound. How quickly can you go?
Great for: Grapheme recognition

Barlow's top tips

You can explore some of the other games on Phonics Play, you should be able to independently play all of the phase 3 games.



Listen to a phoneme and choose the grapheme that represents it.
Great for: Matching phonemes and graphemes



Teach look at how to write today's phoneme, have a go at writing it in your phonics book.

- o This digraph is made two short letters.
- o Write 5 "er" in your book, put a star next to the one you have formed the most accurately.



Barlow's top tips
Remember this "er" is most commonly used at the end of a word.





Practise read the **er** words and find the picture that matches.



dinner

shorter

hammer

summer

ladder

letter

longer

farmer

Barlow's top tip
er is found at the
end of a word.
Have you
noticed that a
there is often (but
not always) a
consonant
digraph before
er.





Apply can you read the sentences?

The farmer gets up at six in the morning.



Jim has seven silver coins.



Barlow's Top Tip
You can break it up and read the sentence one word at a time



Friday

We are learning to use the phonemes we have learnt so far this week.

- oWe will re-visit all of the phonemes we have done so far.
- oWe will practice writing our new phonemes, making sure we form the letters correctly.
- oWe will use the phonemes in a game.
- oWe will apply our new phoneme in a sentence.



Re-visit play one of these games on phonics play.



Look at the flashcard and say the sound. How quickly can you go?
Great for: Grapheme recognition

Barlow's top tips

You can explore some of the other games on Phonics Play, you should be able to independently play all of the phase 3 games.



Listen to a phoneme and choose the grapheme that represents it.
Great for: Matching phonemes and graphemes.



Practise here are words featuring this weeks sounds, can you sort them into the phoneme groups?



Barlow's top tips
You could cut out the pictures to sort them or draw your own.

air	ear	ure	er



Apply as it is Funky Friday lets play a game.

First find the Dragons Den game on Phonics Play.



Then select the phonemes you need to practice, you should be able to do all phase 3 sound now.



<https://www.phonicsplay.co.uk/>