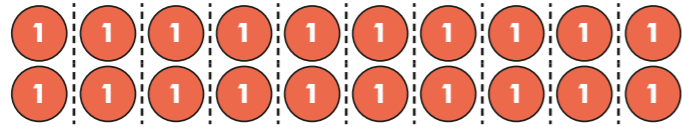


Dividing 2 digits by 10


1 a) The array shows 20 shared between 10



Complete the calculation.

$$20 \div 10 = \square$$

b) The array shows 4 shared between 10



Complete the calculation.

$$4 \div 10 = \square$$

c) Complete the calculation.

$$24 \div 10 = \square$$

Compare answers with a partner.



2 a) Draw counters to represent 30 on the place value chart.

Tens	Ones	Tenths

Complete the division.

$$30 \div 10 = \square$$

Draw counters to show your answer on the place value chart.

Tens	Ones	Tenths

b) Draw counters to show 35 on the place value chart.

Tens	Ones	Tenths

Complete the division.

$$35 \div 10 = \square$$

Draw counters to show your answer on the place value chart.

Tens	Ones	Tenths


c) What do you notice about your answers in parts a) and b)?

d) Complete the sentence.

When dividing by 10, you move the counters place to the _____.



3



You can't share 13 between 10 because 13 is not a multiple of 10

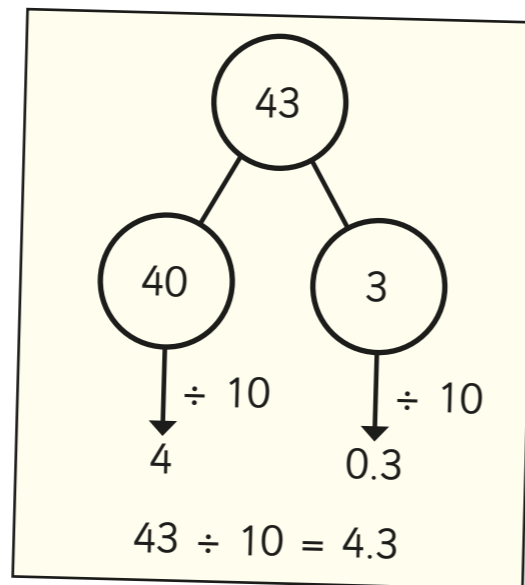
Do you agree with Rosie? _____

Explain your answer.

4

Dexter is calculating $43 \div 10$

Here are Dexter's workings.

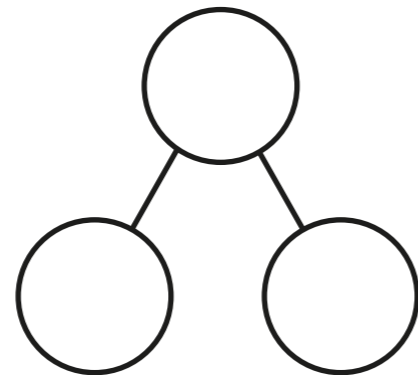
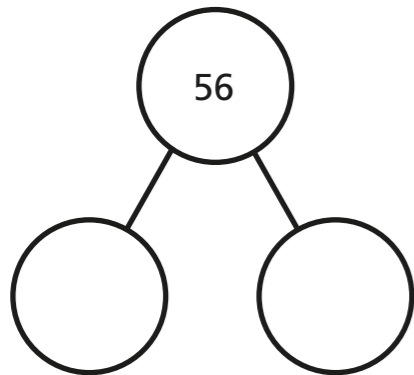


a) Talk to a partner about why Dexter's method works.

b) Use Dexter's method to complete the divisions.

$$56 \div 10 = \square$$

$$71 \div 10 = \square$$



5

Complete the divisions.

a) $37 \div 10 = \square$

e) $80 \div 10 = \square$

b) $11 \div 10 = \square$

f) $\square = 29 \div 10$

c) $48 \div 10 = \square$

g) $\square \div 10 = 6.3$

d) $99 \div 10 = \square$

h) $3.9 = \square \div 10$


6

This Gattegno chart shows the number 37

100	200	300	400	500	600	700	800	900
10	20	30	40	50	60	70	80	90
1	2	3	4	5	6	7	8	9
0.1	0.2	0.3	0.4	0.5	0.6	0.7	0.8	0.9
0.01	0.02	0.03	0.04	0.05	0.06	0.07	0.08	0.09

a)

I need to move the counters one place to the left, so $37 \div 10 = 26$



Do you agree with Teddy? _____

Explain your answer.

b) How can you use a Gattegno chart to divide by 10?