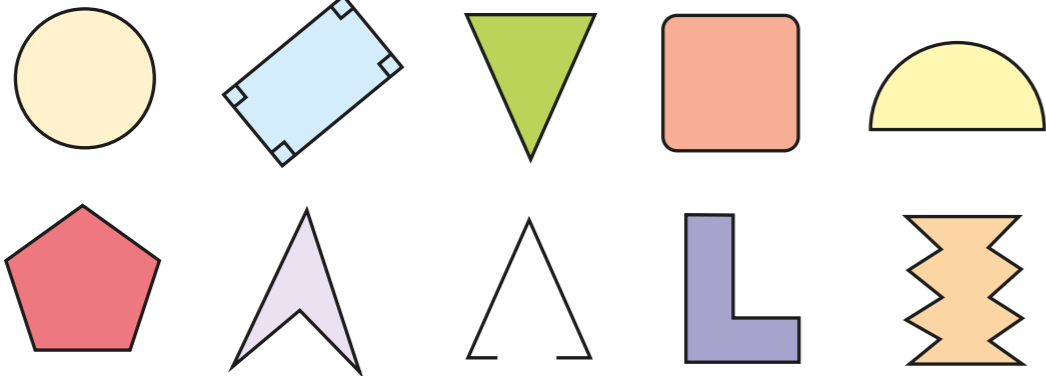


Triangles

1 Here are some shapes.

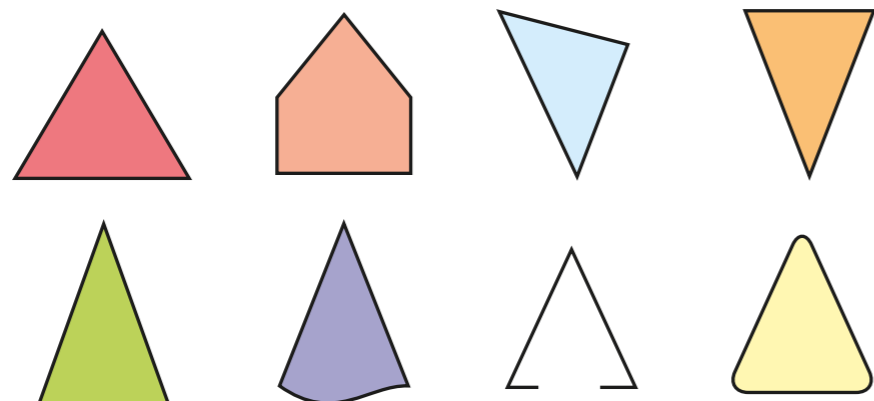


- Tick the polygons.
- Talk to a partner about the shapes you have not ticked. Why are they not polygons?
- Write a definition of a polygon.

Compare your definition with a partner's.




2 Tick the triangles.

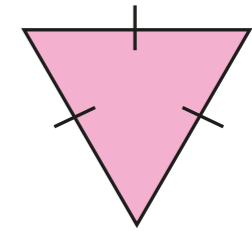


For any shapes you have not ticked, talk to a partner about why somebody might think they are triangles.

3 Ron is classifying triangles.




This is an upside down triangle.



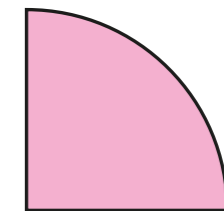
- Ron is incorrect. Explain why.

b) What type of triangle is it? _____

4 Annie is identifying shapes.



This shape has 3 sides, so it is a triangle.



Do you agree with Annie? _____

Explain your answer.



5 Match the type of triangle to the definition.

scalene

2 sides and
2 angles equal

equilateral

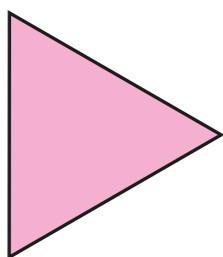
no sides or
angles equal

isosceles

all sides and
all angles equal

6 Label each triangle as either equilateral, isosceles or scalene.
You will need to measure the side lengths.

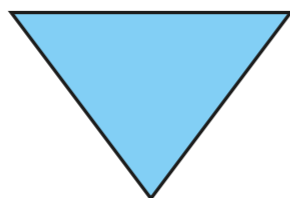
A




B



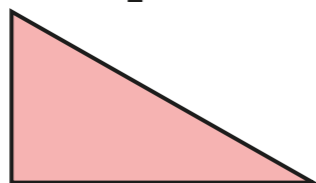
C



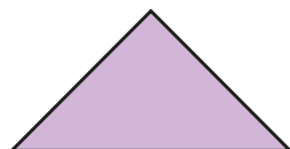
D



E



F




7 Draw each triangle in the grid.

a) isosceles

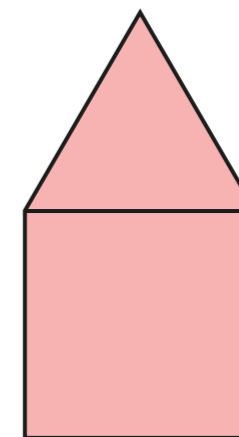
b) right-angled

c) scalene



Which triangle was hardest to draw?

8 The diagram shows an equilateral triangle and a square.
The perimeter of the square is 100 cm.
Work out the perimeter of the compound shape.



perimeter = cm